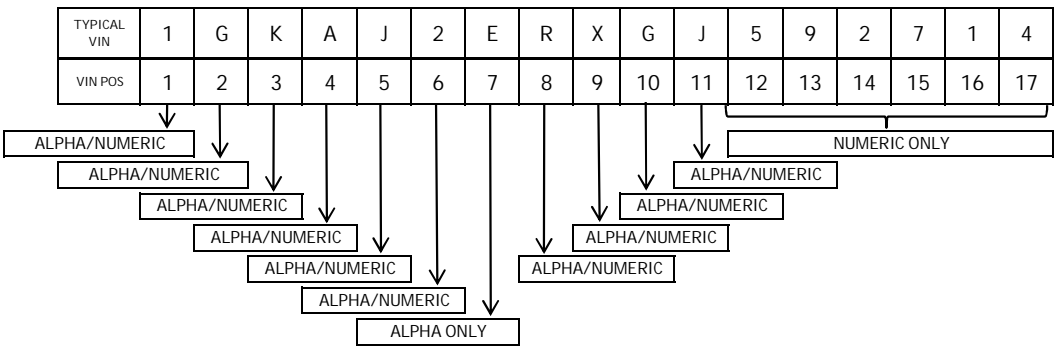
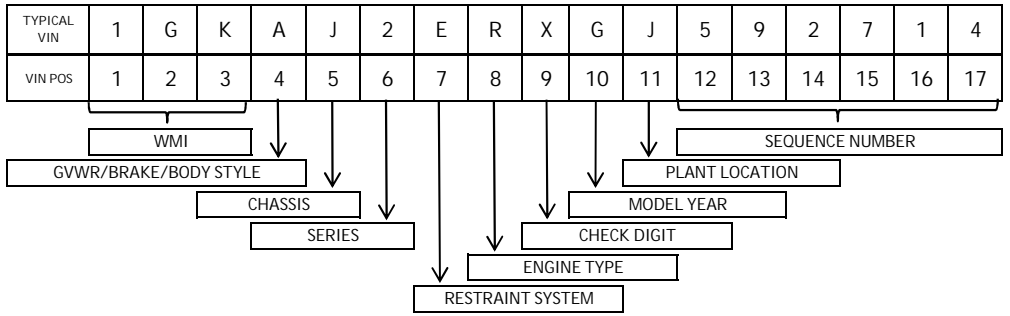




Light Duty Trucks, MPV & Incomplete Vehicle Identification Numbering System





World Make/Manufacturer Identifier (WMI)

Table 4: World Make/Manufacturer Identifier tables

US	Canada	Mexico	Other	Make	Comments
Passenger Car					
1G1	2G1	3G1	KL8, 6G3	Chevrolet	KL8 - GM Korea Company, 6G3 - Holden
1G4	2G4	---	W04	Buick	W04 - Adam Opel AG
1G6	2G6	---	---	Cadillac	
Light Duty Truck (LDT)					
1G1	---	3G1	3N6	Chevrolet	3N6 - Mfd. By Nissan for General Motors
1GT	---	3GT	---	GMC	
---	---	---	---	Cadillac	
Multi Passenger Vehicle (MPV)					
5GA	---	---	KL4, LRB	Buick	KL4 - GM Korea Company, LRB - SAIC GM
1GY	---	3GY	---	Cadillac	
1GN	2GN	3GN	KL7	Chevrolet	KL7 - GM Korea Company
1GK	2GK	---	---	GMC	
Incomplete Vehicles					
1GB, 54D	---	3GB	JAL	Chevrolet	54D - Spartan Motors Chassis Inc, JAL - Isuzu Motors Ltd.
1GD	---	3GD	---	GMC	
---	2GE	---	---	Cadillac	
Bus					
1GA	---	---	---	Chevrolet	
1GJ	---	---	---	GMC	



Gross Vehicle Weight Rating (GVWR)/Brake System/Body Style¹

Table 11: GVWR/Brake System/Body Style Chart

GVW (Lbs)	Brake System	Body Style									
		26	05/06	03	43	53	60	69	75	76	
Class A: 0-3,000	Hydraulic										
Class B: 3,001-4,000	Hydraulic										
Class C: 4,001-5,000	Hydraulic	A					N ²			C	
Class D: 5,001-6,000	Hydraulic	F			G	H					
Class E: 6,001-7,000	Hydraulic	K	L	N	P	R		X			
Class F: 7,001-8,000	Hydraulic		S		U	V					
Class G: 8,001-9,000	Hydraulic		W	Y							
Class H: 9,001-10,000	Hydraulic		Z	0	1	2					
Class 3: 10,001-14,000	Hydraulic		8	3	4	5					
Class 4: 14,001-16,000	Hydraulic			6							
Class 5: 16,001-19,500	Hydraulic										
Class 6: 19,501-26,000	Hydraulic										

¹ - Does not include Chevrolet Low Cab Forward

² - Chevrolet City Express Only



Light Duty Truck and MPV Body Style Description Table

Table 12: Body Style Description Table

Body Style Code	Description
03	Commercial Special and RV Cutaway, Two (2) Door Cab pick-up, Motor Home Chassis
05	Cargo Van
06	Four (4) Door Cab/Utility
26	Four (4) Door Cab/Utility
43	Four (4) Door Crew Cab/Utility
53	Extended Cab
60	<i>Cargo Van (City Express Only)</i>
69	Sedan, 4 - Door, 4 Window, Notchback
75	Station Wagon, 4 door, high roof, monocab
76	Four (4) Door Utility



Light Duty Truck/MPV Engine Table¹

Table 13: Light Duty Truck/ MPV Engine Table

Code	RPO	Book Code(s)	Description
A:	LCV	52	ENGINE GAS, 4 CYL, 2.5L, L4, SIDI, DOHC, DCVCP, VVT, E85 MAX, E0-E100, ALUM
B:	LUV	J	ENGINE GAS, 4 CYL, 1.4L, MFI, DOHC, TURBO, VVT, ALUM, GME E85 MAX
B:	LC8	6, 8	ENGINE LPG/CNG, 8 CYL, V8, 6.0L, SFI, GEN 1, GMNA
C:	L83	6	ENGINE GAS, 8 CYL, 5.3L, SIDI VVT, AFM, E85 MAX, ALUM, GM
D:	LLT	17	ENGINE GAS, 6 CYL, 3.6L, SIDI, V6, ALUM, 60 DEGREES, GM
E:	2H0	J	ENGINE GAS, 4 CYL, 1.8L, MFI, 103KW, DOHC
F:	L20	8	ENGINE FLEXIBLE FUEL, (GAS/ETHANOL), 8 CYL, 4.8L, SFI IRON, GM
G:	L96	6, 8	ENGINE FLEXIBLE FUEL, (GAS/ETHANOL), 8 CYL, 6.0L, SFI IRON, GM
H:	LV3	6	ENGINE GAS, 6 CYL, 4.3L, GEN 5, SIDI, V6, VVT, OHV, E85 MAX, ALUM
J:	L86	6	ENGINE GAS, 8 CYL, 6.2L, SIDI VVT, AFM, E85 MAX, ALUM
K:	LEA	7L	ENGINE GAS, 4 CYL, 2.4L, SIDI, DOHC, E85 MAX, ALUM, GM
L:	LGH	8	ENGINE DIESEL, 8 CYL, 6.6L, DI, V8, TURBO, DURAMAX
M:	LE2	J	ENGINE GAS, 4 CYL, L4, 1.4L, DI, DOHC, VVT, TURBO, ALUM GEN I, GMNA
N:			
P:	LV1	6	ENGINE GAS, 6 CYL, 4.3L, SIDI, V6, VVT, E85 MAX, IRON
R:	L8B	6	ENGINE GAS, 8 CYL, 5.3L, V8, BAS 3, ALUM, GEN 5
S:			
T:			
U:			
V:			
W:	LFH	J	ENGINE GAS, 4 CYL, 1.8L, MFI, E100 MAX
X:	LTG	X	ENGINE GAS, 4 CYL, 2.0L, SIDI, L4, ALUM DOHC, VVT, DCVCP TURBO, E0-E100, ALUM
Y:			
Z:			
0:			
1:	LWN	52	ENGINE DIESEL, 2.8L, DI, L4, DOHC, TURBO, EURO4, 140KW, GMNA
2:			
3:	LFX	0G, 52, 7L, N	ENGINE GAS, 6 CYL, 3.6L, SIDI, DOHC, VVT, E85 MAX, ALUM GM
3:	LOA	N5	ENGINE GAS, 4 CYL, 2.0L (Chevrolet City Express Only)
4:			
5:	LFW	7L, N	ENGINE GAS, 6 CYL, 3.0L, SIDI, DOHC, VVT, E85 MAX, ALUM
6:			
7:			
8:	LML	6	ENGINE DIESEL, 8 CYL, 6.6L, PTI, V8, TURBO, DURAMAX
9:			

¹ - Does not include Chevrolet Low Cab Forward

Note: Engines listed as flexible fuel do not necessarily mean the vehicle is equipped for flexible fuel



Light Duty Truck/MPV Plant Codes

Table 14: Light Duty Truck/MPV Plant Codes

When VIN position 1 is "1" or "5" (U.S.A.):

F: Flint	MI	GMNA	
J: Lansing - Delta Township	MI	GMNA	
R: Arlington	TX	GMNA	
Z: Fort Wayne	IN	GMNA	
Z: Springhill	TN	GMNA	
1: Wentzville	MO	GMNA	
X: Non Production/Non-Saleable Build		GMNA	
S: Charlotte	MI	Spartan Motors Chassis Inc.	<i>(Chevrolet Low Cab Forward Only)</i>

When VIN position 1 is "2" (Canada):

1: Oshawa #2 (OST)	ON	GMNA	
6: CAMI	ON	GMNA	
9: Oshawa #1 (OSH)	ON	GMNA	

When VIN position 1 is "3" (Mexico):

G: Silao	MEX	GMNA	
K: Curenevaca	MEX	Nissan	<i>(Chevrolet City Express Only)</i>
L: San Luis Potosi	MEX	GMNA	
S: Ramos Arizpe	MEX	GMNA	

When VIN position 1 is "K" (S. Korea):

B: Bupyeong	S. Korea	GM Korea	
-------------	----------	----------	--

When VIN position 1 is "L" (China):

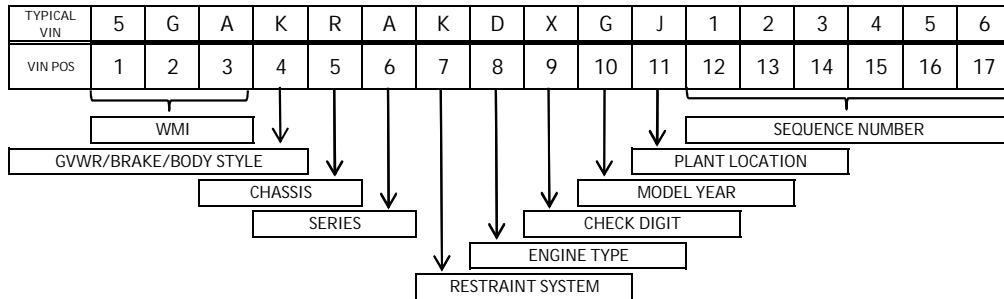
D: Dong Yue, China	China	SAIC GM	
--------------------	-------	---------	--

When VIN position 1 is "J" (Japan):

7: Fujisawa, Japan	Japan	Isuzu Motors Ltd.	<i>(Chevrolet Low Cab Forward Only)</i>
--------------------	-------	-------------------	---



Buick Enclave



1-3: WORLD MAKE/MANUFACTURER IDENTIFIER (WMI)

1: Region of Build	5: United States
2: Manufacturer	G: General Motors
3: Vehicle Brand/Type	A: Buick MPV

7: RESTRAINT SYSTEM

E: AY0 - Active Manual Belts, Airbags-Driver & Passenger-Front (1st row), Front Seat Side (1st row), Roof Side (all seating rows)
K: AYQ - Active Manual Belts, Airbag - Driver & Passenger - Front (1st row), Front Seat Side (1st Row), Front Inboard Seat Side (1st row), Roof Side (all seating rows)

4: GVWR/BRAKE SYSTEM/BODY STYLE

GVW (Lbs)/ Brake System	Body Style
Class E: 6,001-7,000 Hyd.	26 K

8: ENGINE TYPE

D: LLT - ENGINE GAS, 6 CYL, 3.6L, SIDI, V6, ALUM, 60 DEGREES, GM
--

9: CHECK DIGIT

0-9, X - Calculated by POMS

5-6: CHASSIS/SERIES

Book 17

R A:	Buick Enclave, Convenience Group (FWD)
R B:	Buick Enclave, Leather Group (FWD)
R C:	Buick Enclave, Premium Group (FWD)
R 7:	Buick Enclave, (Non-US, Non-Canada) (FWD)
V B:	Buick Enclave, Leather Group (AWD)
V C:	Buick Enclave, Premium Group (AWD)
V 7:	Buick Enclave, (Non-US, Non-Canada) (AWD)

10: MODEL YEAR

G: 2016

11: PLANT LOCATION

When VIN position 1 is "5" (USA):

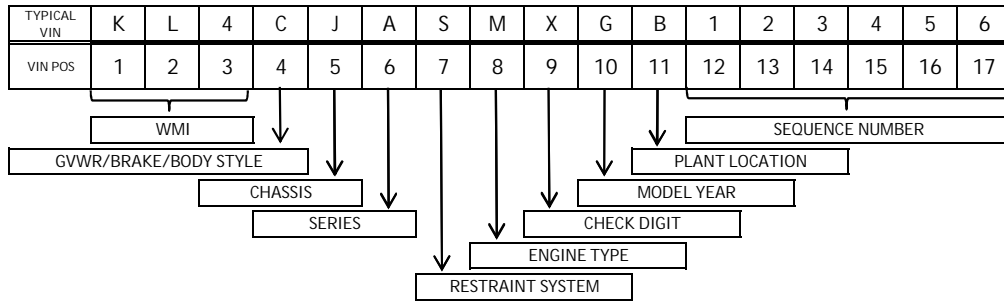
J: Lansing - Delta Township

12-17: SEQUENCE NUMBER

Positions 12 through 17 represent the number sequentially assigned by the manufacturer in the production process.



Buick Encore



1-3: WORLD MAKE/MANUFACTURER IDENTIFIER (WMI)

1: Region of Build
 K: South Korea

2: Manufacturer
 L: GM Korea

3: Vehicle Brand/Type
 4: Buick MPV

4: GVWR/BRAKE SYSTEM/BODY STYLE

GVW (Lbs)/ Brake System	Body Style
	76
Class C: 4,001-5,000 Hyd.	C

5-6: CHASSIS/SERIES

Book J

J A: Buick Encore, FWD
 J B: Buick Encore, Convenience Group FWD
 J C: Buick Encore, Leather FWD
 J D: Buick Encore, Premium Group FWD
 J E: Buick Encore, AWD
 J F: Buick Encore, Convenience Group AWD
 J G: Buick Encore, Leather AWD
 J H: Buick Encore, Premium Group AWD
 J 1: Buick Encore, Sport Touring Group FWD
 J 2: Buick Encore, Sport Touring Group AWD

7: RESTRAINT SYSTEM

S: AYF - Active Manual Belts, Airbags - Driver & Passenger Front (1st row), Front Seat Side (1st row) & Rear Seat Side (2nd row), Roof Side (all seating rows), Driver & Passenger knee (1st row)

8: ENGINE TYPE

B: LUV - ENGINE GAS, 4 CYL, 1.4L, MFI, DOHC, TURBO, VVT, ALUM, GME E85 MAX

M: LE2 - ENGINE GAS, 4 CYL, L4, 1.4L, DI, DOHC, VVT, TURBO, ALUM GEN 1, GMNA

9: CHECK DIGIT

0-9, X - Calculated by POMS

10: MODEL YEAR

G: 2016

11: PLANT LOCATION

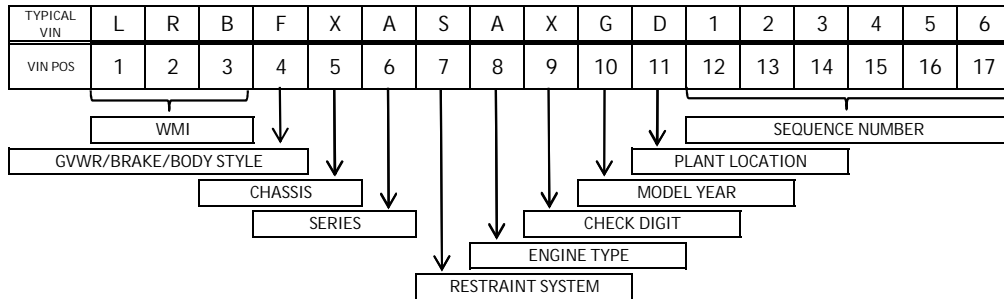
When VIN position 1 is "K" (S. Korea):
 B: Bupyeong

12-17: SEQUENCE NUMBER

Positions 12 through 17 represent the number sequentially assigned by the manufacturer in the production process.



Buick Envision



1-3: WORLD MAKE/MANUFACTURER IDENTIFIER (WMI)

1: Region of Build
L: People's Republic of China

2: Manufacturer
R: SAIC GM

3: Vehicle Brand/Type
B: Buick MPV

4: GVWR/BRAKE SYSTEM/BODY STYLE

GVW (Lbs)/ Brake System	Body Style
Class D: 5,001-6,000 Hyd.	26 F

5-6: CHASSIS/SERIES

Book X

X	E:	Buick Envision, Premium Group 1, AWD
X	F:	Buick Envision, Premium Group 2, AWD
X	G:	Buick Envision, (Non-US, Non-Canada)

7: RESTRAINT SYSTEM

S: AUJ - Active Manual Belts, Airbags - Driver & Passenger Front (1st row), Front Seat Side (1st row) & Rear Seat Side (2nd row), Roof Side (all seating rows), Driver & Passenger knee (1st row)

8: ENGINE TYPE

X: LTG - ENGINE GAS, 4 CYL, 2.0L, SIDI, L4, ALUM DOHC, VVT, DCVCP TURBO, E0-E100, ALUM

9: CHECK DIGIT

0-9, X - Calculated by POMS

10: MODEL YEAR

G: 2016

11: PLANT LOCATION

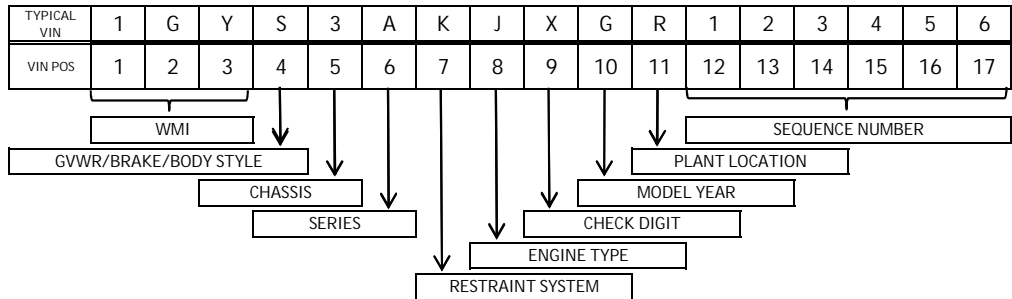
When VIN position 1 is "L" (China):
D: Dong Yue

12-17: SEQUENCE NUMBER

Positions 12 through 17 represent the number sequentially assigned by the manufacturer in the production process.



Cadillac Escalade



1-3: WORLD MAKE/MANUFACTURER IDENTIFIER (WMI)

1: Region of Build
 1: United States

2: Manufacturer
 G: General Motors

3: Vehicle Brand/Type
 Y: Cadillac MPV

7: RESTRAINT SYSTEM

K: AYQ - Active Manual Belts, Airbag - Driver & Passenger - Front (1st row), Front Seat Side (1st Row), Front Inboard Seat Side (1st row), Roof Side (all seating rows)

4: GVWR/BRAKE SYSTEM/BODY STYLE

GVW (Lbs)/ Brake System	Body Style
	05/06
Class F: 7,001-8,000 Hyd.	S

8: ENGINE TYPE

J: L86 - ENGINE GAS, 8 CYL, 6.2L, SIDI VVT, AFM, E85 MAX, ALUM

9: CHECK DIGIT

0-9, X - Calculated by POMS

10: MO

G: 2016

5-6: CHASSIS/SERIES

Book 6

- 3 A: 4x2, Cadillac Escalade, Standard
- 3 B: 4x2, Cadillac Escalade, Luxury Collection
- 3 C: 4x2, Cadillac Escalade, Premium Collection
- 3 D: 4x2, Cadillac Escalade, Platinum Collection
- 3 7: 4x2, Cadillac Escalade, (Non-US, Non-Canada)
- 3 G: 4x2, Cadillac Escalade ESV, Standard
- 3 H: 4x2, Cadillac Escalade ESV, Luxury Collection
- 3 J: 4x2, Cadillac Escalade ESV, Premium Collection
- 3 K: 4x2, Cadillac Escalade ESV, Platinum Collection
- 3 8: 4x2, Cadillac Escalade ESV, (Non-US, Non-Canada)
- 4 A: 4x4, Cadillac Escalade, Standard
- 4 B: 4x4, Cadillac Escalade, Luxury Collection
- 4 C: 4x4, Cadillac Escalade, Premium Collection
- 4 D: 4x4, Cadillac Escalade, Platinum Collection
- 4 7: 4x4, Cadillac Escalade, (Non-US, Non-Canada)
- 4 G: 4x4, Cadillac Escalade ESV, Standard
- 4 H: 4x4, Cadillac Escalade ESV, Luxury Collection
- 4 J: 4x4, Cadillac Escalade ESV, Premium Collection
- 4 K: 4x4, Cadillac Escalade ESV, Platinum Collection
- 4 8: 4x4, Cadillac Escalade ESV, (Non-US, Non-Canada)

11: PLANT LOCATION

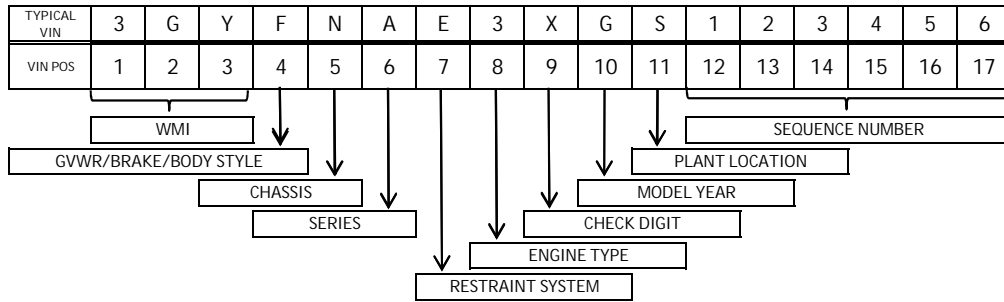
When VIN position 1 is "1" (USA):
 R: Arlington

12-17: SEQUENCE NUMBER

Positions 12 through 17 represent the number sequentially assigned by the manufacturer in the production process.



Cadillac SRX



1-3: WORLD MAKE/MANUFACTURER IDENTIFIER (WMI)

1: Region of Build
3: Mexico

2: Manufacturer
G: General Motors

3: Vehicle Brand/Type
Y: Cadillac MPV

4: GVWR/BRAKE SYSTEM/BODY STYLE

GVW (Lbs)/ Brake System	Body Style
	26
Class D: 5,001-6,000 Hyd.	F

5-6: CHASSIS/SERIES

Book N

N A: Cadillac SRX, Standard (FWD)
 N B: Cadillac SRX, Luxury Collection (FWD)
 N C: Cadillac SRX, Performance Collection (FWD/AWD) (US Only)
 N D: Cadillac SRX, Premium Collection (FWD/AWD) (US Only)
 N E: Cadillac SRX, Luxury Collection (AWD)
 N F: Cadillac SRX, Performance Collection (AWD) (Canada Only)
 N G: Cadillac SRX, Premium Collection (AWD) (Canada Only)
 N 9: Cadillac SRX, (Non-US, Non-Canada)

7: RESTRAINT SYSTEM

E: AYO - Active Manual Belts, Airbags - Driver & Passenger Front (1st row), Front Seat Side (1st row), Roof Side (All seating rows)

8: ENGINE TYPE

3: LFX - ENGINE GAS, 6 CYL, 3.6L, SIDI, DOHC, VVT, E85 MAX, ALUM

5: LFW - ENGINE GAS, 6 CYL, 3.0L, SIDI, DOHC, VVT, E85 MAX, ALUM

9: CHECK DIGIT

0-9, X - Calculated by POMS

10: MODEL YEAR

G: 2016

11: PLANT LOCATION

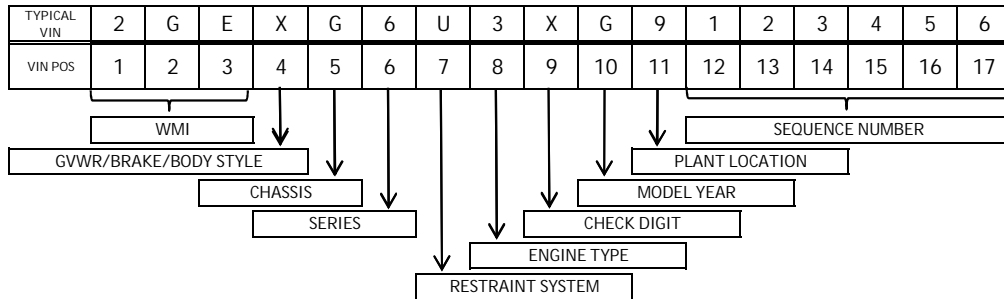
When VIN position 1 is "3" (Mexico):
S: Ramos Arizpe

12-17: SEQUENCE NUMBER

Positions 12 through 17 represent the number sequentially assigned by the manufacturer in the production process.



Cadillac Stretch Limousine, Funeral Coach, Armored Vehicle



1-3: WORLD MAKE/MANUFACTURER IDENTIFIER (WMI)	
1: Region of Build	2: Canada
2: Manufacturer	G: General Motors
3: Vehicle Brand/Type	E: Cadillac Incomplete

4: GVWR/BRAKE SYSTEM/BODY STYLE	
GVW (Lbs)/ Brake System	Body Style
	69
Class E: 6,001-7,000 Hyd.	X

5-6: CHASSIS/SERIES	
<u>Book OG</u>	
G: 6:	Cadillac Stretch Limousine
G: 7:	Cadillac Funeral Coach
G: 8:	Cadillac Armored Vehicle

7: RESTRAINT SYSTEM	
U:	ANH - Active Manual Belts, Airbags-Driver & Passenger-Front (1st row), Front Seat Side (1st row), Front Roof Side (1st row), Knee (1st row)

8: ENGINE TYPE	
3:	LFX - ENGINE GAS, 6 CYL, 3.6L, SIDI, DOHC, VVT, E85 MAX, ALUM GM

9: CHECK DIGIT	
0-9, X - Calculated by POMS	

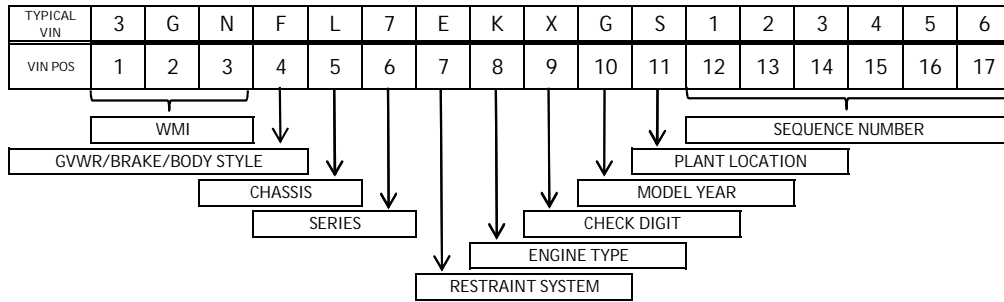
10: MODEL YEAR	
G:	2016

11: PLANT LOCATION	
When VIN position 1 is "2" (Canada):	
9:	Oshawa #1 (OSH)

12-17: SEQUENCE NUMBER	
Positions 12 through 17 represent the number sequentially assigned by the manufacturer in the production process.	



Chevrolet Captiva Sport



1-3: WORLD MAKE/MANUFACTURER IDENTIFIER (WMI)

1: Region of Build
3: Mexico

2: Manufacturer
G: General Motors

3: Vehicle Brand/Type
N: Chevrolet MPV

4: GVWR/BRAKE SYSTEM/BODY STYLE

GVW (Lbs)/ Brake System	Body Style
	26
Class C: 4,001-5,000 Hyd.	A
Class D: 5,001-6,000 Hyd.	F

5-6: CHASSIS/SERIES

Book 7L

L 7: Chevrolet Captiva (Non US, Non Canada)

7: RESTRAINT SYSTEM

E: AY0 - Active Manual Belts, Airbags - Driver & Passenger Front (1st row), Front Seat Side (1st row), Roof Side (All seating rows)

8: ENGINE TYPE

K: LEA - ENGINE GAS, 4 CYL, 2.4L, SIDI, DOHC, E85 MAX, ALUM, GM

5: LFW - ENGINE GAS, 6 CYL, 3.0L, SIDI, DOHC, VVT, E85 MAX, ALUM

9: CHECK DIGIT

0-9, X - Calculated by POMS

10: MODEL YEAR

G: 2016

11: PLANT LOCATION

When VIN position 1 is "3" (Mexico):

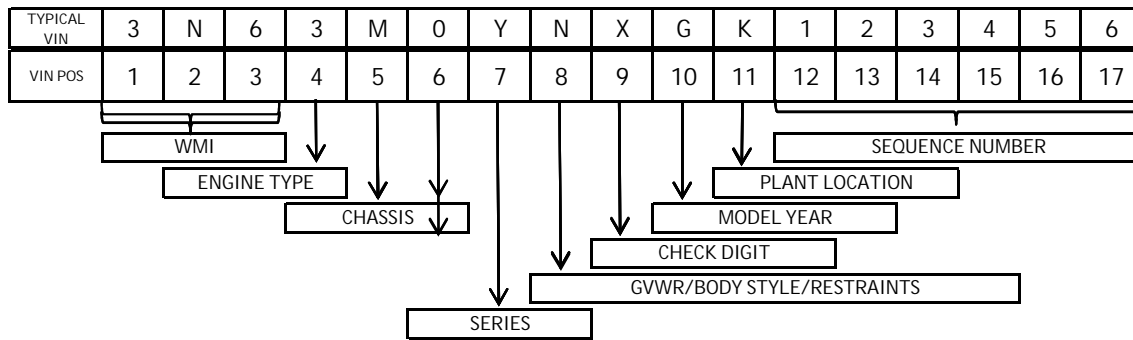
S: Ramos Arizpe

12-17: SEQUENCE NUMBER

Positions 12 through 17 represent the number sequentially assigned by the manufacturer in the production process.



Chevrolet City Express



1-3: WORLD MAKE/MANUFACTURER IDENTIFIER (WMI)

1: Region of Build
 3: Mexico

2: Manufacturer
 N: Manufactured by Nissan for General Motors

3: Vehicle Brand/Type
 6: Chevrolet Truck

4: Engine Type

3: LOA - ENGINE GAS, 4 CYL, 2.0L

5-6: Chassis

M 0: Chevrolet City Express

7: Series

Y: Chevrolet City Express LS
 Z: Chevrolet City Express LT

8: GVWR/Body Style/Restraints

N: Class C: 4,001-5,000 '60', Active Manual Belts, Airbags - Driver & Passenger-Front, Front Seat Side, Roof Side

9: CHECK DIGIT

0-9, X - Calculated

10: MODEL YEAR

G: 2016

11: PLANT LOCATION

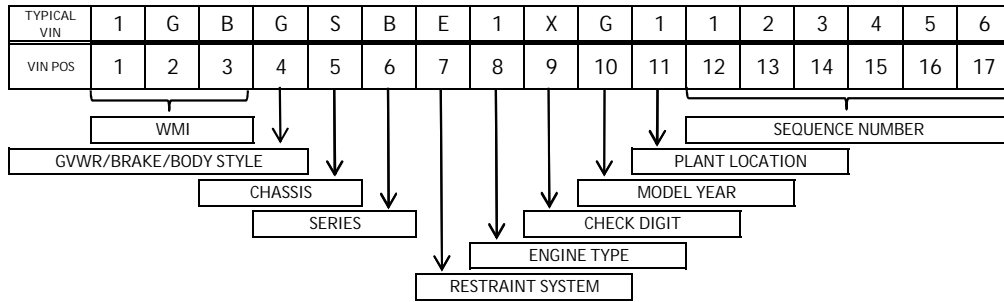
When VIN position 1 is "3" (Mexico):
 K: NME - Cuernavaca Mexico

12-17: SEQUENCE NUMBER

Positions 12 through 17 represent the number sequentially assigned by the manufacturer in the production process.



Chevrolet Colorado



1-3: WORLD MAKE/MANUFACTURER IDENTIFIER (WMI)	
1: Region of Build	Valid Combinations
1: United States	1GB
2: Manufacturer	1GC
3: Vehicle Brand/Type	
B: Chevrolet Incomplete Truck	
C: Chevrolet Truck	

4: GVWR/BRAKE SYSTEM/BODY STYLE		
GVW (Lbs)/ Brake System	Body Style	
	43	53
Class D: 5,001-6,000	G	H
Class E: 6,001-7,000	P	R

5-6: CHASSIS/SERIES	
Book 52	
S A:	Chevrolet Colorado, Base 2WD
S B:	Chevrolet Colorado, Work Truck 2WD
S C:	Chevrolet Colorado, LT 2WD
S D:	Chevrolet Colorado, Z71 2WD
S 9:	Chevrolet Colorado, (Non-US, Non-Canada) 2WD
T B:	Chevrolet Colorado, Work Truck 4WD
T C:	Chevrolet Colorado, LT 4WD
T D:	Chevrolet Colorado, Z71 4WD
T 9:	Chevrolet Colorado, (Non-US, Non-Canada) 4WD

7: RESTRAINT SYSTEM	
E:	AY0 - Active Manual Belts, Airbags-Driver & Passenger-Front (1st row), Front Seat Side (1st row), Roof Side (all seating rows)

8: ENGINE TYPE	
A:	LCV - ENGINE GAS, 4 CYL, 2.5L, L4, SIDI, DOHC, DCVCP, VVT, E85 MAX, EO-E100, ALUM
1:	LWN - ENGINE DIESEL, 2.8L, DI, L4, DOHC, TURBO, EURO4, 140KW, GMNA
3:	LFX - ENGINE GAS, 6 CYL, 3.6L, SIDI, DOHC, VVT, E85 MAX, E85 MAX, ALUM GM

9: CHECK DIGIT	
0-9, X - Calculated by POMS	

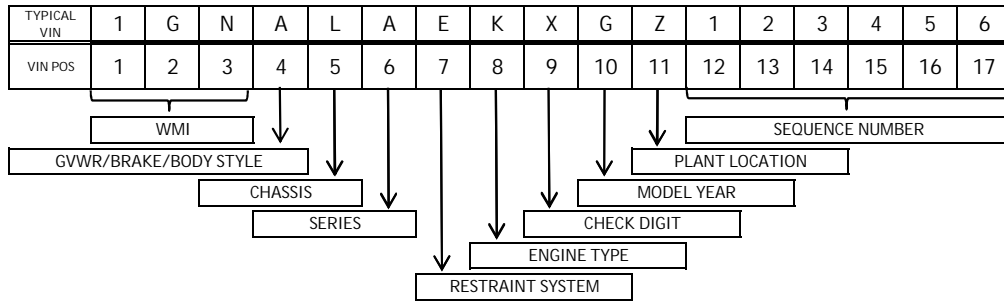
10: MODEL YEAR	
G:	2016

11: PLANT LOCATION	
When VIN position 1 is "1" (USA):	
1:	Wentzville

12-17: SEQUENCE NUMBER	
Positions 12 through 17 represent the number sequentially assigned by the manufacturer in the production process.	



Chevrolet Equinox



1-3: WORLD MAKE/MANUFACTURER IDENTIFIER (WMI)

1: Region of Build	Valid Combinations	
1: United States	1GN	2GN
2: Canada		
2: Manufacturer	G: General Motors	
3: Vehicle Brand/Type	N: Chevrolet MPV	

7: RESTRAINT SYSTEM

E: AYO - Active Manual Belts, Airbags-Driver & Passenger-Front (1st row), Front Seat Side (1st row), Roof Side (all seating rows)

4: GVWR/BRAKE SYSTEM/BODY STYLE

GVW (Lbs)/ Brake System	Body Style	
	26	
Class C: 4,001-5,000 Hyd.	A	
Class D: 5,001-6,000 Hyd.	F	

8: ENGINE TYPE

K: LEA - ENGINE GAS, 4 CYL, 2.4L, SIDI, DOHC, E85 MAX, ALUM, GM
3: LFX - ENGINE GAS, 6 CYL, 3.6L, SIDI, DOHC, VVT, E85 MAX, ALUM GM

9: CHECK DIGIT

0-9, X - Calculated by POMS

10: MODEL YEAR

G: 2016

5-6: CHASSIS/SERIES

Book 7L

L A:	Chevrolet Equinox, L (FWD)
L B:	Chevrolet Equinox, LS (FWD)
L C:	Chevrolet Equinox, LT (FWD)
L D:	Chevrolet Equinox, LTZ (FWD)
L E:	Chevrolet Equinox, LS (AWD)
L F:	Chevrolet Equinox, LT (AWD)
L G:	Chevrolet Equinox, LTZ (AWD)
L 9:	Chevrolet Equinox, (Non-US, Non-Canada)

11: PLANT LOCATION

When VIN position 1 is "1" (USA):

Z: Springhill

When VIN position 1 is "2" (Canada):

1: Oshawa #2 (OST)

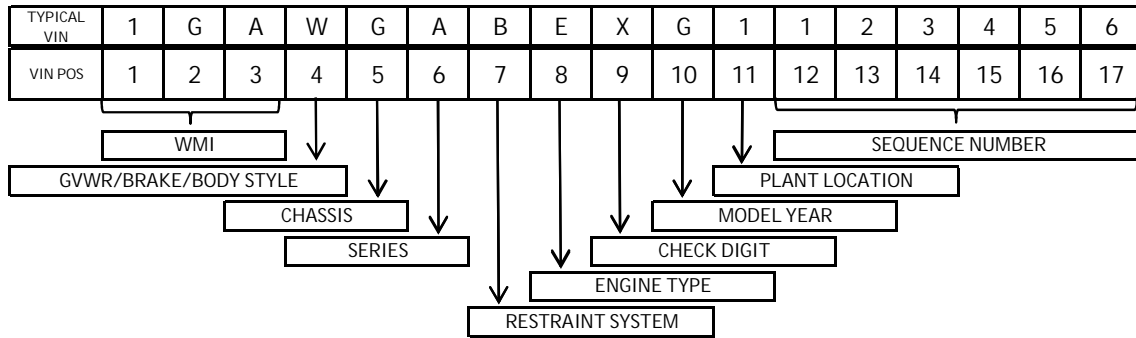
6: CAMI

12-17: SEQUENCE NUMBER

Positions 12 through 17 represent the number sequentially assigned by the manufacturer in the production process.



Chevrolet Express



1-3: WORLD MAKE/MANUFACTURER IDENTIFIER (WMI)	
1: Region of Build	Valid Combinations
1: United States	1GA
2: Manufacturer	1GB
G: General Motors	1GC
3: Vehicle Brand/Type	1GN
A: Chevrolet Bus (Non School Bus)	
B: Chevrolet Incomplete Truck	
C: Chevrolet Truck	
N: Chevrolet MPV	

4: GVWR/BRAKE SYSTEM/BODY STYLE			
GVW (Lbs)/ Brake System		Body Style	
		05/06	03
Class G: 8,001-9,000	Hyd.	W	Y
Class H: 9,001-10,000	Hyd.	Z	0
Class 3: 10,001-14,000	Hyd.		3
Class 4: 14,001-16,000	Hyd.		6

5-6: CHASSIS/SERIES	
Book 8	
G A:	Chevrolet Express, 2500 Cargo
G B:	Chevrolet Express, 2500 Cargo Ext
G C:	Chevrolet Express, 2500 Paratransit
G D:	Chevrolet Express, 2500 Paratransit Ext
G E:	Chevrolet Express, 2500 Passenger LS
G F:	Chevrolet Express, 2500 Passenger LT
G G:	Chevrolet Express, 3500 Cargo
G H:	Chevrolet Express, 3500 Cargo Ext
G J:	Chevrolet Express, 3500 Paratransit
G K:	Chevrolet Express, 3500 Paratransit Ext
G L:	Chevrolet Express, 3500 Passenger LS
G M:	Chevrolet Express, 3500 Passenger LT
G N:	Chevrolet Express, 3500 Passenger LS Ext
G P:	Chevrolet Express, 3500 Passenger LT Ext
G R:	Chevrolet Express, 3500 Cutaway 139" Wheelbase
G S:	Chevrolet Express, 3500 Cutaway 159" Wheelbase
G T:	Chevrolet Express, 3500 Cutaway 177" Wheelbase
G U:	Chevrolet Express, 4500 Cutaway 159" Wheelbase
G V:	Chevrolet Express, 4500 Cutaway 177" Wheelbase
G 9:	Chevrolet Express, (Non-US, Non-Canada)

7: RESTRAINT SYSTEM	
B:	AJ3 - Active Manual Belts, Airbag - Driver only - Front
C:	AK5 - Active Manual Belts, Airbag-Driver & Passenger-Front (1st row)
F:	(AK5&ASF) - Active Manual Belts, Airbags-Driver & Passenger - Front (1st row), Front Seat Side (1st row), Roof Side (All seating rows for vehicles with 3 or fewer seating rows; 1st, 2nd and 3rd row for vehicles with 4 or more seating rows)
H:	(AJ3&ASF) -Active Manual Belts, Airbag - Driver only - Front, Front Seat Side (1st row), Roof Side (All seating rows for vehicles with 3 or fewer seating rows; 1st, 2nd and 3rd row for vehicles with 4 or more seating rows)

8: ENGINE TYPE	
B:	LC8 - ENGINE FLEXIBLE FUEL, (LPG/CNG), 8 CYL, V8, 6.0L, SFI, GEN 1, GMNA
F:	* L20 - ENGINE FLEXIBLE FUEL, (GAS/ETHANOL), 8 CYL, 4.8L, SFI IRON, GM
G:	L96 - ENGINE FLEXIBLE FUEL, (GAS/ETHANOL), 8 CYL, 6.0L, SFI IRON, GM
L:	LGH - ENGINE DIESEL, 8 CYL, 6.6L, DI, V8, TURBO, DURAMAX

* Vehicles equipped with the L20 "FLEXIBLE FUEL" 4.8L engine are not calibrated to run on Ethanol.

9: CHECK DIGIT	
0-9, X - Calculated by POMS	

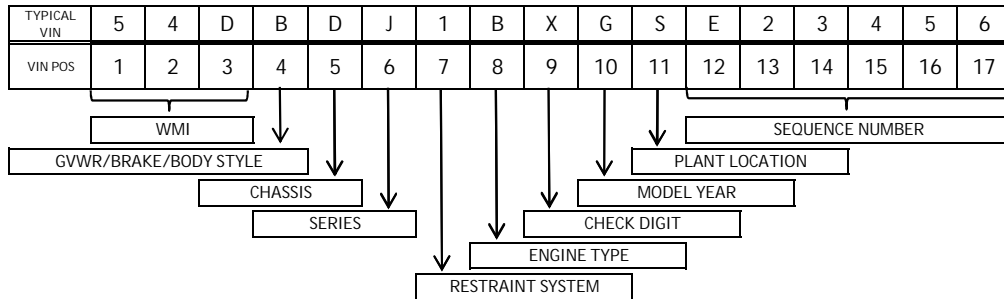
10: MODEL YEAR	
G:	2016

11: PLANT LOCATION	
When VIN position 1 is "1" (USA):	
1:	Wentzville

12-17: SEQUENCE NUMBER	
Positions 12 through 17 represent the number sequentially assigned by the manufacturer in the production process.	



Chevrolet Low Cab Forward



1-3: WORLD MAKE/MANUFACTURER IDENTIFIER (WMI)

1: Region of Build	Valid Combinations
J: Japan	JAL
5: United States	54D
2: Manufacturer	
A: Isuzu Motors Ltd.	
4: Spartan Motors Chassis Inc.	
3: Vehicle Brand/Type	
L: Incomplete Vehicle - Medium & Heavy Duty	
D: Incomplete Vehicle	

8: ENGINE TYPE

B:	L96 - ENGINE GAS, 8 CYL, 6.0L, SFI, E85 MAX, IRON, GM
C:	LC8 - ENGINE LPG/CNG, 8 CYL, V8, 6.0L, SFI, GEN 1, GMNA
7:	IZ3 - ENGINE DIESEL, 4 CYL, 3.0L, 4J1-TC 150HP

9: CHECK DIGIT

0-9, X - Calculated by POMS

10: MODEL YEAR

G: 2016

4: GVWR/BRAKE SYSTEM/BODY STYLE

GVW (Lbs) / Brake System	Body Style	
	03	43
Class 3: 10,001-14,000 Hyd.	B	B
Class 4: 14,001-16,000 Hyd.	C	C

11: PLANT LOCATION

When VIN position 1 is "1" (USA):

S:	Charlotte, Michigan
7:	Fujisawa, Japan

5: MAKE/SERIES

D: GM Chevrolet 3500 / 3500HD / 4500

12: MODEL COMBINATION

F:	3500HD/4J1 Diesel/13,000lbs
8:	3500 & 4500/Gas

6: LINE/CAB TYPE

J:	Non-Tilt Cab, BBC = 110 Inches
W:	Tilt Cab, BBC = 71 Inches

13-17: SEQUENCE NUMBER

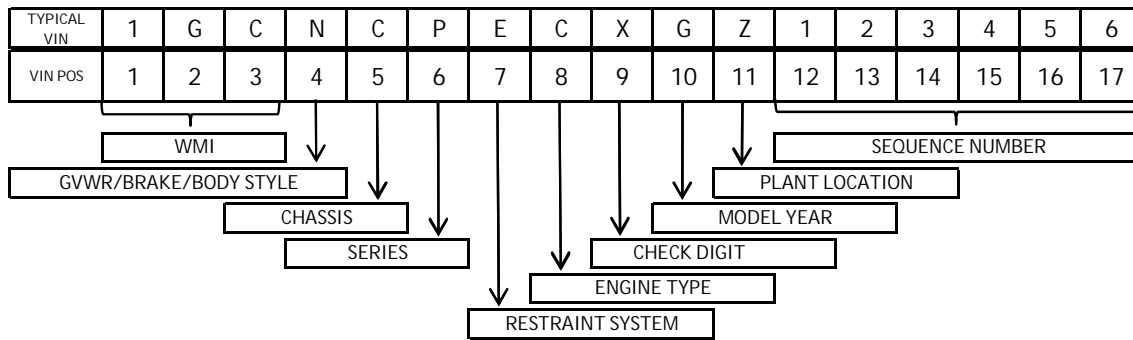
Positions 13 through 17 represent the number sequentially assigned by the manufacturer in the production process.

7: CHASSIS TYPE

1:	4x2, 2 Axles, 1 Driving
----	-------------------------



Chevrolet Silverado



1-3: WORLD MAKE/MANUFACTURER IDENTIFIER (WMI)		
1: Region of Build	Valid Combinations	
1: United States	1GB	3GB
3: Mexico	1GC	3GC
2: Manufacturer	G: General Motors	
3: Vehicle Brand/Type	B: Chevrolet Incomplete Truck	
	C: Chevrolet Truck	

4: GVWR/BRAKE SYSTEM/BODY STYLE				
GVW (Lbs)/ Brake System		Body Style		
		03	43	53
Class E: 6,001-7,000	Hyd.	N	P	R
Class F: 7,001-8,000	Hyd.		U	V
Class H: 9,001-10,000	Hyd.	0	1	2
Class 3: 10,001-14,000	Hyd.	3	4	5

5-6: CHASSIS/SERIES	
Book 6	
C N:	4x2, 1500 Chevrolet Silverado, Work Truck/LS/Fleet/Base 2WD
C P:	4x2, 1500 Chevrolet Silverado, Custom
C R:	4x2, 1500 Chevrolet Silverado, LT
C S:	4x2, 1500 Chevrolet Silverado, LTZ
C T:	4x2, 1500 Chevrolet Silverado, High Country
C U:	4x2, 2500 Chevrolet Silverado, Work Truck/Fleet/Base
C V:	4x2, 2500 Chevrolet Silverado, LT
C W:	4x2, 2500 Chevrolet Silverado, LTZ
C X:	4x2, 2500 Chevrolet Silverado, High Country
C Y:	4x2, 3500 Chevrolet Silverado, Work Truck/Fleet/Base
C Z:	4x2, 3500 Chevrolet Silverado, LT
C O:	4x2, 3500 Chevrolet Silverado, LTZ
C 1:	4x2, 3500 Chevrolet Silverado, High Country
C 9:	4x2, Chevrolet Silverado, (Non-US, Non-Canada)
K N:	4x4, 1500 Chevrolet Silverado, Work Truck/LS/Fleet/Base
K P:	4x4, 1500 Chevrolet Silverado, Custom
K R:	4x4, 1500 Chevrolet Silverado, LT
K S:	4x4, 1500 Chevrolet Silverado, LTZ
K T:	4x4, 1500 Chevrolet Silverado, High Country
K U:	4x4, 2500 Chevrolet Silverado, Work Truck/Fleet/Base
K V:	4x4, 2500 Chevrolet Silverado, LT
K W:	4x4, 2500 Chevrolet Silverado, LTZ
K X:	4x4, 2500 Chevrolet Silverado, High Country
K Y:	4x4, 3500 Chevrolet Silverado, Work Truck/Fleet/Base
K Z:	4x4, 3500 Chevrolet Silverado, LT

5-6: CHASSIS/SERIES (CONTINUED)		
Book 6		
K 0:	4x4, 3500 Chevrolet Silverado, LTZ	
K 1:	4x4, 3500 Chevrolet Silverado, High Country	
K 9:	4x4, Chevrolet Silverado, (Non-US, Non-Canada)	

7: RESTRAINT SYSTEM	
C:	AK5 - Active Manual Belts, Airbag-Driver & Passenger-Front (1st row)
E:	AY0 - Active Manual Belts, Airbags-Driver & Passenger-Front (1st row), Front Seat Side (1st row), Roof Side (all seating rows)

8: ENGINE TYPE	
B:	LC8 - ENGINE LPG/CNG, 8 CYL, V8, 6.0L, SFI, GEN 1, GMNA
C:	L83 - ENGINE GAS, 8 CYL, 5.3L, SIDI VVT, AFM, E85 MAX, ALUM, GM
G:	L96 - ENGINE GAS, 8 CYL, 6.0L, SFI, E85 MAX, IRON, GM
H:	LV3 - ENGINE GAS, 6 CYL, 4.3L, GEN 5, SIDI, V6, VVT, OHV, E85 MAX ALUM
J:	L86 - ENGINE GAS, 8 CYL, 6.2L, SIDI VVT, AFM, E85 MAX, ALUM, GM
P:	LV1 - ENGINE GAS, 6 CYL, 4.3L, SIDI, V6, VVT, E85 MAX, IRON
R:	L8B - ENGINE GAS, 8 CYL, 5.3L, V8, BAS 3, ALUM, GEN 5
8:	LML - ENGINE DIESEL, 8 CYL, 6.6L, PTI, V8, TURBO, DURAMAX

9: CHECK DIGIT	
0-9, X - Calculated by POMS	

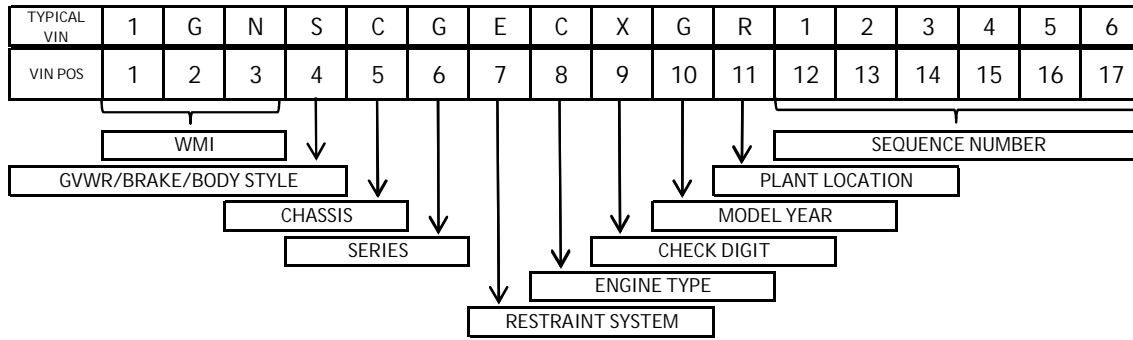
10: MODEL YEAR	
G:	2016

11: PLANT LOCATION	
When VIN position 1 is "1" (USA):	
F:	Flint
Z:	Fort Wayne
When VIN position 1 is "3" (Mexico):	
G:	Silao

12-17: SEQUENCE NUMBER	
Positions 12 through 17 represent the number sequentially assigned by the manufacturer in the production process.	



Chevrolet Suburban



1-3: WORLD MAKE/MANUFACTURER IDENTIFIER (WMI)	
1: Region of Build	1: United States
2: Manufacturer	G: General Motors
3: Vehicle Brand/Type	N: Chevrolet MPV

4: GVWR/BRAKE SYSTEM/BODY STYLE			
GVW (Lbs)/ Brake System		Body Style	
		05/06	
Class F: 7,001-8,000	Hyd.	S	
Class 3: 10,001 - 14,000	Hyd.	8	

5-6: CHASSIS/SERIES		
Book 6		
C	G:	4x2, Chevrolet Suburban LS
C	H:	4x2, Chevrolet Suburban LT
C	J:	4x2, Chevrolet Suburban LTZ
C	K:	4x2, Chevrolet Suburban FL
C	8:	4x2, Chevrolet Suburban, (Non-US, Non-Canada)
K	G:	4x4, Chevrolet Suburban LS
K	H:	4x4, Chevrolet Suburban LT
K	J:	4x4, Chevrolet Suburban LTZ
K	K:	4x4, Chevrolet Suburban FL
K	L:	4x4, Chevrolet Suburban HD LS
K	M:	4x4, Chevrolet Suburban HD LT
K	8:	4x4, Chevrolet Suburban, (Non-US, Non-Canada)

7: RESTRAINT SYSTEM	
E:	AYO - Active Manual Belts, Airbags-Driver & Passenger-Front (1st row), Front Seat Side (1st row), Roof Side (all seating rows)
K:	AYQ - Active Manual Belts, Airbag - Driver & Passenger - Front (1st row), Front Seat Side (1st Row), Front Inboard Seat Side (1st row), Roof Side (all seating rows)

8: ENGINE TYPE	
C:	L83 - ENGINE GAS, 8 CYL, 5.3L, SIDI VVT, AFM, E85 MAX, ALUM
G:	L96 - ENGINE FLEXIBLE FUEL, (GAS/ETHANOL), 8 CYL, 6.0L, SFI IRON, GM

9: CHECK DIGIT	
0-9, X - Calculated by POMS	

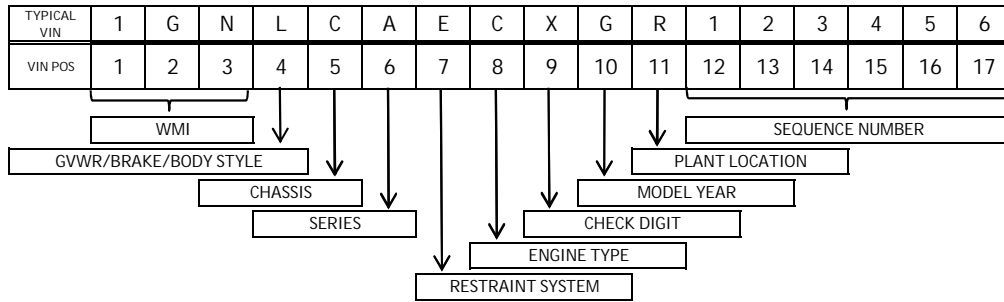
10: MODEL YEAR	
G: 2016	

11: PLANT LOCATION	
When VIN position 1 is "1" (USA):	
R:	Arlington

12-17: SEQUENCE NUMBER	
Positions 12 through 17 represent the number sequentially assigned by the manufacturer in the production process.	



Chevrolet Tahoe



1-3: WORLD MAKE/MANUFACTURER IDENTIFIER (WMI)

1: Region of Build
 1: United States

2: Manufacturer
 G: General Motors

3: Vehicle Brand/Type
 N: Chevrolet MPV

4: GVWR/BRAKE SYSTEM/BODY STYLE

GVW (Lbs)/ Brake System	Body Style
Class E: 6,001-7,000 Hyd.	05/06
Class F: 7,001-8,000 Hyd.	L
	S

5-6: CHASSIS/SERIES

Book 6

C A: 4x2, Chevrolet Tahoe, LS
 C B: 4x2, Chevrolet Tahoe, LT
 C C: 4x2, Chevrolet Tahoe, LTZ
 C D: 4x2, Chevrolet Tahoe, Police Vehicle
 C E: 4x2, Chevrolet Tahoe, FL
 C 7: 4x2, Chevrolet Tahoe, (Non-US, Non-Canada)
 K A: 4x4, Chevrolet Tahoe, LS
 K B: 4x4, Chevrolet Tahoe, LT
 K C: 4x4, Chevrolet Tahoe, LTZ
 K D: 4x4, Chevrolet Tahoe, Police Vehicle
 K E: 4x4, Chevrolet Tahoe, FL
 K F: 4x4, Chevrolet Tahoe, Special Services Vehicle
 K 7: 4x4, Chevrolet Tahoe, (Non-US, Non-Canada)

7: RESTRAINT SYSTEM

E: AY0 - Active Manual Belts, Airbags-Driver & Passenger-Front (1st row), Front Seat Side (1st row), Roof Side (all seating rows)
 K: AYQ - Active Manual Belts, Airbag - Driver & Passenger - Front (1st row), Front Seat Side (1st Row), Front Inboard Seat Side (1st row), Roof Side (all seating rows)

8: ENGINE TYPE

C: L83 - ENGINE GAS, 8 CYL, 5.3L, SIDI VVT, AFM, E85 MAX, ALUM
 J: L86 - ENGINE GAS, 8 CYL, 6.2L, SIDI VVT, AFM, E85 MAX, ALUM

9: CHECK DIGIT

0-9, X - Calculated by POMS

10: MODEL YEAR

G: 2016

11: PLANT LOCATION

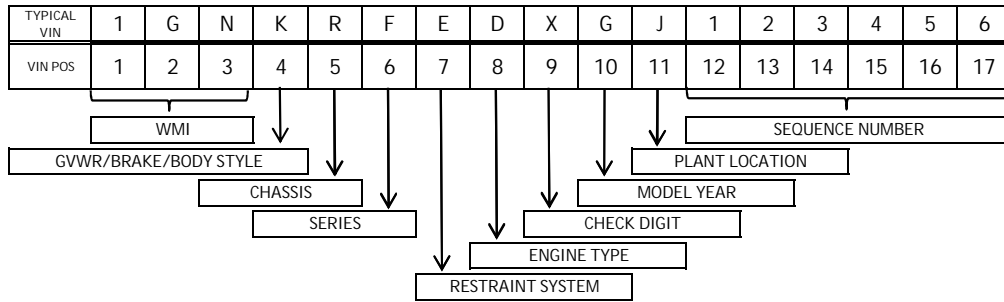
When VIN position 1 is "1" (USA):
 R: Arlington

12-17: SEQUENCE NUMBER

Positions 12 through 17 represent the number sequentially assigned by the manufacturer in the production process.



Chevrolet Traverse



1-3: WORLD MAKE/MANUFACTURER IDENTIFIER (WMI)

1: Region of Build
 1: United States

2: Manufacturer
 G: General Motors

3: Vehicle Brand/Type
 N: Chevrolet MPV

4: GVWR/BRAKE SYSTEM/BODY STYLE

GVW (Lbs)/ Brake System	Body Style
Class E: 6,001-7,000 Hyd.	26 K

5-6: CHASSIS/SERIES

Book 17

R E Chevrolet Traverse, LS Base (FWD)
 R F: Chevrolet Traverse, LS (FWD)
 R G: Chevrolet Traverse, 1LT (FWD)
 R H: Chevrolet Traverse, 2LT (FWD)
 R J: Chevrolet Traverse, LTZ (FWD)
 R 8: Chevrolet Traverse, (Non-US, Non-Canada) (FWD)
 V F: Chevrolet Traverse, LS (AWD)
 V G: Chevrolet Traverse, 1LT (AWD)
 V H: Chevrolet Traverse, 2LT (AWD)
 V J: Chevrolet Traverse, LTZ (AWD)
 V 8: Chevrolet Traverse, (Non-US, Non-Canada) (AWD)

7: RESTRAINT SYSTEM

E: AY0 - Active Manual Belts, Airbags-Driver & Passenger-Front (1st row), Front Seat Side (1st row), Roof Side (all seating rows)
 K: AYQ - Active Manual Belts, Airbag - Driver & Passenger - Front (1st row), Front Seat Side (1st Row), Front Inboard Seat Side (1st row), Roof Side (all seating rows)

8: ENGINE TYPE

D: LLT - ENGINE GAS, 6 CYL, 3.6L, SIDI, V6, ALUM, 60 DEGREES, GM

9: CHECK DIGIT

0-9, X - Calculated by POMS

10: MODEL YEAR

G: 2016

11: PLANT LOCATION

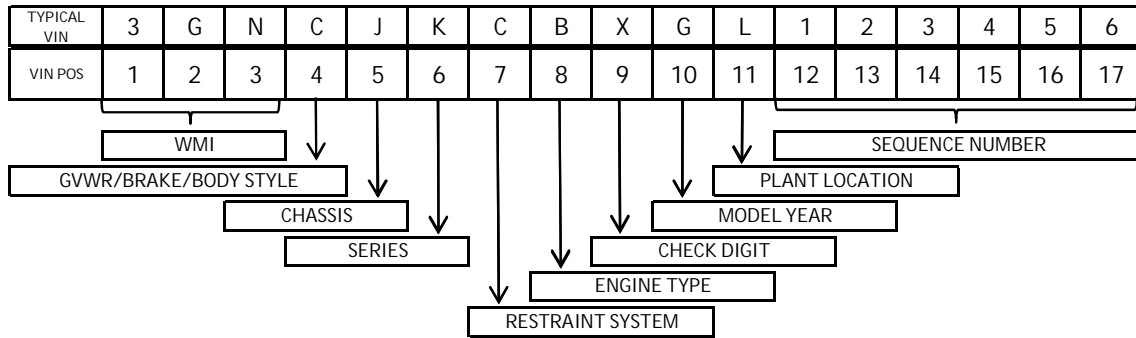
When VIN position 1 is "1" (USA):
 J: Lansing - Delta Township

12-17: SEQUENCE NUMBER

Positions 12 through 17 represent the number sequentially assigned by the manufacturer in the production process.



Chevrolet Trax/Tracker



1-3: WORLD MAKE/MANUFACTURER IDENTIFIER (WMI)	
1: Region of Build	Valid Combinations
3: Mexico	3GN KL7
K: South Korea	
2: Manufacturer	
G: General Motors	
L: GM Korea	
3: Vehicle Brand/Type	
N: Chevrolet MPV	
7: Chevrolet MPV (Korea)	

4: GVWR/BRAKE SYSTEM/BODY STYLE		
GVW (Lbs)/ Brake System	Body Style	
	76	
Class C: 4,001-5,000	Hyd.	C

5-6: CHASSIS/SERIES	
<u>Book J</u>	
J K:	Chevrolet Trax, LS FWD
J L:	Chevrolet Trax, 1LT FWD
J M:	Chevrolet Trax, LTZ FWD
J N:	Chevrolet Trax, LS AWD
J P:	Chevrolet Trax, 1LT AWD
J R:	Chevrolet Trax, LTZ AWD
J 7:	Chevrolet Trax, Mexico Only (Non-US, Non-Canada)
J 8:	Chevrolet Tracker, (Non-US, Non-Canada, Non-Mexico)

7: RESTRAINT SYSTEM	
C:	ADL - Active Manual Belts, Airbag-Driver & Passenger-Front (1st row)
E:	AYC/AYO - Active Manual Belts, Airbags-Driver & Passenger-Front (1st row), Front Seat Side (1st row), Roof Side (all seating rows)
S:	AYF - Active Manual Belts, Airbags - Driver & Passenger Front (1st row), Front Seat Side (1st row) & Rear Seat Side (2nd row), Roof Side (all seating rows), Driver & Passenger knee (1st row)

8: ENGINE TYPE	
B:	LUV - ENGINE GAS, 4 CYL, 1.4L, MFI, DOHC, TURBO, VVT, ALUM, GME E85 MAX
E:	2HO - ENGINE GAS, 4 CYL, 1.8L, MFI, 103KW, DOHC
W:	LFH - ENGINE GAS, 4 CYL, 1.8L, MFI, E100 MAX

9: CHECK DIGIT	
0-9, X - Calculated by POMS	

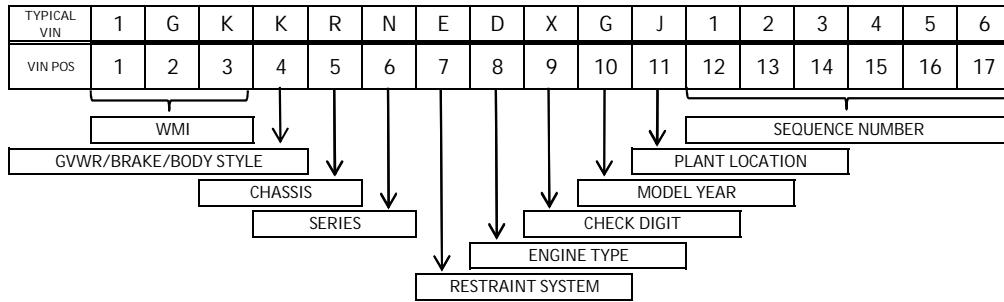
10: MODEL YEAR	
G:	2016

11: PLANT LOCATION	
When VIN position 1 is "3" (Mexico):	
L:	San Luis Potosi
When VIN position 1 is "K" (S. Korea):	
B:	Bupyeong

12-17: SEQUENCE NUMBER	
Positions 12 through 17 represent the number sequentially assigned by the manufacturer in the production process.	



GMC Acadia



1-3: WORLD MAKE/MANUFACTURER IDENTIFIER (WMI)

1: Region of Build
 1: United States

2: Manufacturer
 G: General Motors

3: Vehicle Brand/Type
 K: GMC MPV

4: GVWR/BRAKE SYSTEM/BODY STYLE

GVW (Lbs)/ Brake System	Body Style
Class E: 6,001-7,000 Hyd.	26 K

5-6: CHASSIS/SERIES

Book 17

R 1: GMC Acadia SLE 1 (1SV FWD)
 R N: GMC Acadia, SLE 1 (FWD)
 R P: GMC Acadia, SLE 2 (FWD)
 R R: GMC Acadia, SLT 1 (FWD)
 R S: GMC Acadia, SLT 2 (FWD)
 R T: GMC Acadia, Denali (FWD)
 R 9: GMC Acadia, (Non-US, Non-Canada) (FWD)
 V N: GMC Acadia, SLE 1 (AWD)
 V P: GMC Acadia, SLE 2 (AWD)
 V R: GMC Acadia, SLT 1 (AWD)
 V S: GMC Acadia, SLT 2 (AWD)
 V T: GMC Acadia, Denali (AWD)
 V 9: GMC Acadia, (Non-US, Non-Canada) (AWD)

7: RESTRAINT SYSTEM

E: AY0 - Active Manual Belts, Airbags-Driver & Passenger-Front (1st row), Front Seat Side (1st row), Roof Side (all seating rows)
 K: AYQ - Active Manual Belts, Airbag - Driver & Passenger - Front (1st row), Front Seat Side (1st Row), Front Inboard Seat Side (1st row), Roof Side (all seating rows)

8: ENGINE TYPE

D: LLT - ENGINE GAS, 6 CYL, 3.6L, SIDI, V6, ALUM, 60 DEGREES, GM

9: CHECK DIGIT

0-9, X - Calculated by POMS

10: MODEL YEAR

G: 2016

11: PLANT LOCATION

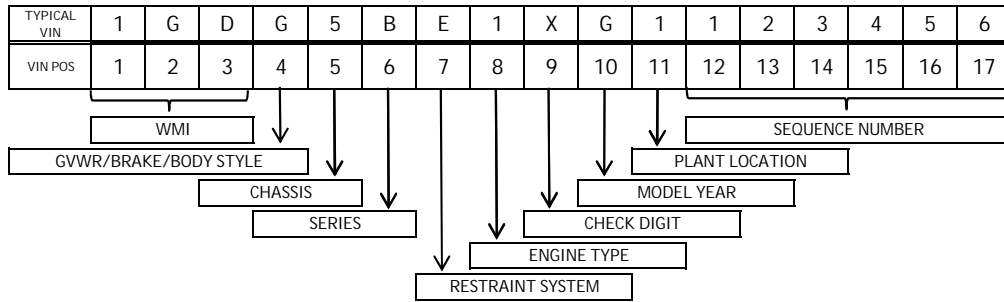
When VIN position 1 is "1" (USA):
 J: Lansing - Delta Township

12-17: SEQUENCE NUMBER

Positions 12 through 17 represent the number sequentially assigned by the manufacturer in the production process.



GMC Canyon



1-3: WORLD MAKE/MANUFACTURER IDENTIFIER (WMI)	
1: Region of Build	Valid Combinations
1: United States	1GD
2: Manufacturer	1GT
3: Vehicle Brand/Type	
D: GMC Incomplete Truck	
T: GMC Truck	

4: GVWR/BRAKE SYSTEM/BODY STYLE		
GVW (Lbs) / Brake System	Body Style	
	43	53
Class D: 5,001-6,000	G	H
Class E: 6,001-7,000	P	R

5-6: CHASSIS/SERIES	
Book 52	
5 A:	GMC Canyon, Base 2WD
5 B:	GMC Canyon, Work Truck 2WD
5 C:	GMC Canyon, SLE 2WD
5 D:	GMC Canyon, SLT 2WD
6 B:	GMC Canyon, Work Truck 4WD
6 C:	GMC Canyon, SLE 4WD
6 D:	GMC Canyon, SLT 4WD

7: RESTRAINT SYSTEM	
E:	AY0 - Active Manual Belts, Airbags-Driver & Passenger-Front (1st row), Front Seat Side (1st row), Roof Side (all seating rows)

8: ENGINE TYPE	
A:	LCV - ENGINE GAS, 4 CYL, 2.5L, L4, SIDI, DOHC, DCVCP, VVT, E85 MAX, EO-E100, ALUM
1:	LWN - ENGINE DIESEL, 2.8L, DI, L4, DOHC, TURBO, EURO4, 140KW, GMNA
3:	LFX - ENGINE GAS, 6 CYL, 3.6L, SIDI, DOHC, VVT, E85 MAX, E85 MAX, ALUM GM

9: CHECK DIGIT	
0-9, X - Calculated by POMS	

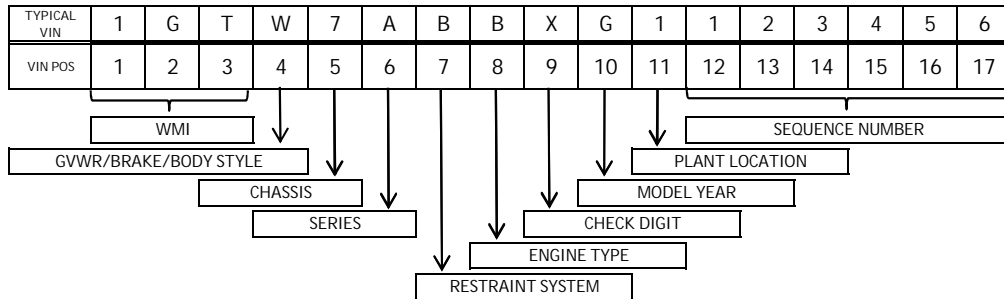
10: MODEL YEAR	
G:	2016

11: PLANT LOCATION	
<u>When VIN position 1 is "1" (USA):</u>	
1:	Wentzville

12-17: SEQUENCE NUMBER	
Positions 12 through 17 represent the number sequentially assigned by the manufacturer in the production process.	



GMC Savana



1-3: WORLD MAKE/MANUFACTURER IDENTIFIER (WMI)

1: Region of Build	Valid Combinations
1: United States	1GD
2: Manufacturer	1GJ
G: General Motors	1GK
3: Vehicle Brand/Type	1GT
D: GMC Incomplete Truck	
J: GMC Bus (Non School Bus)	
K: GMC MPV	
T: GMC Truck	

7: RESTRAINT SYSTEM

B: AJ3 - Active Manual Belts, Airbag - Driver only - Front
C: AK5 - Active Manual Belts, Airbag-Driver & Passenger-Front (1st row)
F: (AK5&ASF) - Active Manual Belts, Airbags-Driver & Passenger - Front (1st row), Front Seat Side (1st row), Roof Side (All seating rows for vehicles with 3 or fewer seating rows; 1st, 2nd and 3rd row for vehicles with 4 or more seating rows)
H: (AJ3&ASF) -Active Manual Belts, Airbag - Driver only - Front, Front Seat Side (1st row), Roof Side (All seating rows for vehicles with 3 or fewer seating rows; 1st, 2nd and 3rd row for vehicles with 4 or more seating rows)

4: GVWR/BRAKE SYSTEM/BODY STYLE

GVW (Lbs)/ Brake System	Body Style	
	05/06	03
Class G: 8,001-9,000 Hyd.	W	Y
Class H: 9,001-10,000 Hyd.	Z	0
Class 3: 10,001-14,000 Hyd.		3
Class 4: 14,001-16,000 Hyd.		6

8: ENGINE TYPE

B: LC8 - ENGINE FLEXIBLE FUEL, (CNG/LPG), 8 CYL, V8, 6.0L, SFI
F: *L20 - ENGINE FLEXIBLE FUEL, (GAS/ETHANOL), 8 CYL, 4.8L, SFI IRON, GM
G: L96 - ENGINE FLEXIBLE FUEL, (GAS/ETHANOL), 8 CYL, 6.0L, SFI IRON
L: LGH - ENGINE DIESEL, 8 CYL, 6.6L, DI, V8, TURBO, DURAMAX

* Vehicles equipped with the L20 "FLEXIBLE FUEL" 4.8L engine are not calibrated to run on Ethanol.

5-6: CHASSIS/SERIES

Book 8

7 A:	GMC Savana 2500 Cargo
7 B:	GMC Savana 2500 Cargo Ext
7 C:	GMC Savana 2500 Paratransit
7 D:	GMC Savana 2500 Paratransit Ext
7 E:	GMC Savana 2500 Passenger LS
7 F:	GMC Savana 2500 Passenger LT
7 G:	GMC Savana 3500 Cargo
7 H:	GMC Savana 3500 Cargo Ext
7 J:	GMC Savana 3500 Paratransit
7 K:	GMC Savana 3500 Paratransit Ext
7 L:	GMC Savana 3500 Passenger LS
7 M:	GMC Savana 3500 Passenger LT
7 N:	GMC Savana 3500 Passenger LS Ext
7 P:	GMC Savana 3500 Passenger LT Ext
7 R:	GMC Savana 3500 Cutaway 139" Wheelbase
7 S:	GMC Savana 3500 Cutaway 159" Wheelbase
7 T:	GMC Savana 3500 Cutaway 177" Wheelbase
7 U:	GMC Savana 4500 Cutaway 159" Wheelbase
7 V:	GMC Savana 4500 Cutaway 177" Wheelbase
7 9:	GMC Savana, (Non-US, Non-Canada)

9: CHECK DIGIT

0-9, X - Calculated by POMS

10: MODEL YEAR

G: 2016

11: PLANT LOCATION

When VIN position 1 is "1" (USA):

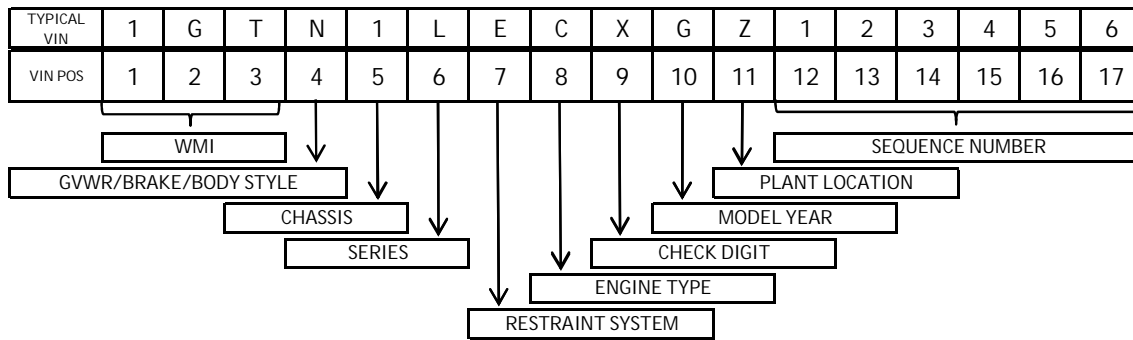
1: Wentzville

12-17: SEQUENCE NUMBER

Positions 12 through 17 represent the number sequentially assigned by the manufacturer in the production process.



GMC Sierra



1-3: WORLD MAKE/MANUFACTURER IDENTIFIER (WMI)		
1: Region of Build	Valid Combinations	
1: United States	1GT	3GT
3: Mexico	1GD	3GD
2: Manufacturer	G: General Motors	
3: Vehicle Brand/Type	T: GMC Truck	
	D: GMC Incomplete	

4: GVWR/BRAKE SYSTEM/BODY STYLE				
GVW (Lbs) / Brake System		Body Style		
		03	43	53
Class E: 6,001-7,000	Hyd.	N	P	R
Class F: 7,001-8,000	Hyd.		U	V
Class H: 9,001-10,000	Hyd.	0	1	2
Class 3: 10,001-14,000	Hyd.	3	4	5

5-6: CHASSIS/SERIES	
Book 6	
1	L: 4x2, 1500 GMC Sierra Fleet/Base
1	M: 4x2, 1500 GMC Sierra SLE
1	N: 4x2, 1500 GMC Sierra SLT
1	P: 4x2, 1500 GMC Sierra Denali
1	R: 4x2, 2500 GMC Sierra Fleet/Base
1	S: 4x2, 2500 GMC Sierra SLE
1	T: 4x2, 2500 GMC Sierra SLT
1	U: 4x2, 2500 GMC Sierra Denali
1	V: 4x2, 3500 GMC Sierra Fleet/Base
1	W: 4x2, 3500 GMC Sierra SLE
1	X: 4x2, 3500 GMC Sierra SLT
1	Y: 4x2, 3500 GMC Sierra Denali
1	9: 4x2, GMC Sierra, (Non-US, Non-Canada)
2	L: 4x4, 1500 GMC Sierra Fleet/Base
2	M: 4x4, 1500 GMC Sierra SLE
2	N: 4x4, 1500 GMC Sierra SLT
2	P: 4x4, 1500 GMC Sierra Denali
2	R: 4x4, 2500 GMC Sierra Fleet/Base
2	S: 4x4, 2500 GMC Sierra SLE
2	T: 4x4, 2500 GMC Sierra SLT
2	U: 4x4, 2500 GMC Sierra Denali
2	V: 4x4, 3500 GMC Sierra Fleet/Base
2	W: 4x4, 3500 GMC Sierra SLE
2	X: 4x4, 3500 GMC Sierra SLT
2	Y: 4x4, 3500 GMC Sierra Denali
2	9: 4x4, GMC Sierra, (Non-US, Non-Canada)

7: RESTRAINT SYSTEM	
C:	AK5 - Active Manual Belts, Airbag-Driver & Passenger-Front (1st row)
E:	AY0 - Active Manual Belts, Airbags-Driver & Passenger-Front (1st row), Front Seat Side (1st row), Roof Side (all seating rows)

8: ENGINE TYPE	
B:	LC8 - ENGINE LPG/CNG, 8 CYL, V8, 6.0L, SFI, GEN 1, GMNA
C:	L83 - ENGINE GAS, 8 CYL, 5.3L, SIDI VVT, AFM, E85 MAX, ALUM, GM
G:	L96 - ENGINE GAS, 8 CYL, 6.0L, SFI, E85 MAX, IRON, GM
H:	LV3 - ENGINE GAS, 6 CYL, 4.3L, GEN 5, SIDI, V6, VVT, OHV, E85 MAX ALUM
J:	L86 - ENGINE GAS, 8 CYL, 6.2L, SIDI VVT, AFM, E85 MAX, ALUM, GM
P:	LV1 - ENGINE GAS, 6 CYL, 4.3L, SIDI, V6, VVT, E85 MAX, IRON
R:	L8B - ENGINE GAS, 8 CYL, 5.3L, V8, BAS 3, ALUM, GEN 5
8:	LML - ENGINE DIESEL, 8 CYL, 6.6L, PTI, V8, TURBO, DURAMAX

9: CHECK DIGIT	
0-9, X	- Calculated by POMS

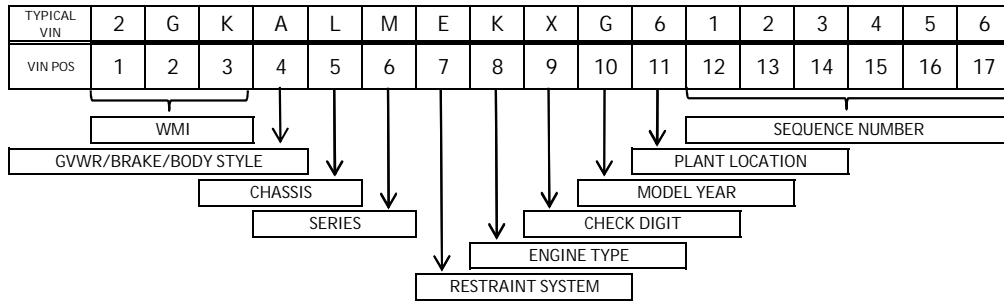
10: MODEL YEAR	
G:	2016

11: PLANT LOCATION	
<u>When VIN position 1 is "1" (USA):</u>	
F:	Flint
Z:	Fort Wayne
<u>When VIN position 1 is "3" (Mexico):</u>	
G:	Silao

12-17: SEQUENCE NUMBER	
Positions 12 through 17 represent the number sequentially assigned by the manufacturer in the production process.	



GMC Terrain



1-3: WORLD MAKE/MANUFACTURER IDENTIFIER (WMI)

1: Region of Build
 2: Canada
 2: Manufacturer
 G: General Motors
 3: Vehicle Brand/Type
 K: GMC MPV

4: GVWR/BRAKE SYSTEM/BODY STYLE

GVW (Lbs)/ Brake System	Body Style
	26
Class C: 4,001-5,000 Hyd.	A
Class D: 5,001-6,000 Hyd.	F

5-6: CHASSIS/SERIES

Book 7L

- L L: GMC Terrain, SL (FWD)
- L M: GMC Terrain, SLE 1 (FWD)
- L N: GMC Terrain, SLE 2 (FWD)
- L P: GMC Terrain, SLT (FWD)
- L R: GMC Terrain, Denali (FWD)
- L S: GMC Terrain, SLE 1 (AWD)
- L T: GMC Terrain, SLE 2 (AWD)
- L U: GMC Terrain, SLT (AWD)
- L V: GMC Terrain, Denali (AWD)
- L 8: GMC Terrain, (Non-US, Non-Canada)

7: RESTRAINT SYSTEM

E: AYO - Active Manual Belts, Airbags-Driver & Passenger-Front (1st row), Front Seat Side (1st row), Roof Side (all seating rows)

8: ENGINE TYPE

- K: LEA - ENGINE GAS, 4 CYL, 2.4L, SIDI, DOHC, E85 MAX, ALUM, GM
- 3: LFX - ENGINE GAS, 6 CYL, 3.6L, SIDI, DOHC, VVT, E85 MAX, ALUM GM

9: CHECK DIGIT

0-9, X - Calculated by POMS

10: MODEL YEAR

G: 2016

11: PLANT LOCATION

When VIN position 1 is "2" (Canada):

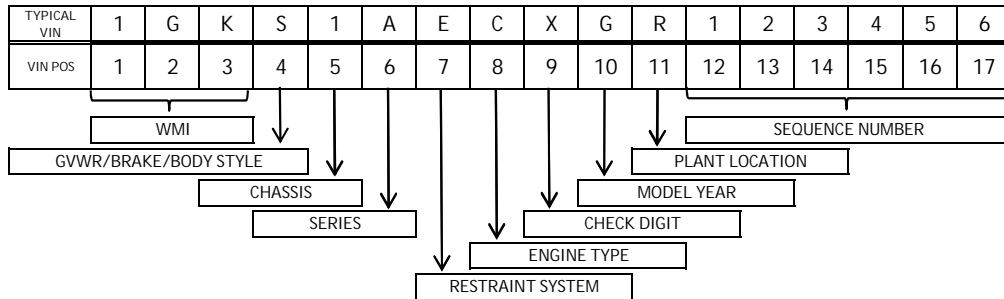
6: CAMI

12-17: SEQUENCE NUMBER

Positions 12 through 17 represent the number sequentially assigned by the manufacturer in the production process.



GMC Yukon



1-3: WORLD MAKE/MANUFACTURER IDENTIFIER (WMI)

1: Region of Build
 1: United States

2: Manufacturer
 G: General Motors

3: Vehicle Brand/Type
 K: GMC MPV

4: GVWR/BRAKE SYSTEM/BODY STYLE

GVW (Lbs) / Brake System	Body Style
Class F: 7,001-8,000 Hyd.	05/06 S

5-6: CHASSIS/SERIES

Book 6

1 A: 4x2, GMC Yukon SLE
 1 B: 4x2, GMC Yukon SLT
 1 C: 4x2, GMC Yukon Denali
 1 7: 4x2, GMC Yukon, (Non-US, Non-Canada)
 1 F: 4x2, GMC Yukon XL SLE
 1 G: 4x2, GMC Yukon XL SLT
 1 H: 4x2, GMC Yukon XL Denali
 1 8: 4x2, GMC Yukon XL, (Non-US, Non-Canada)
 2 A: 4x4, GMC Yukon SLE
 2 B: 4x4, GMC Yukon SLT
 2 C: 4x4, GMC Yukon Denali
 2 7: 4x4, GMC Yukon, (Non-US, Non-Canada)
 2 F: 4x4, GMC Yukon XL SLE
 2 G: 4x4, GMC Yukon XL SLT
 2 H: 4x4, GMC Yukon XL Denali
 2 8: 4x4, GMC Yukon XL, (Non-US, Non-Canada)

7: RESTRAINT SYSTEM

E: AY0 - Active Manual Belts, Airbags-Driver & Passenger-Front (1st row), Front Seat Side (1st row), Roof Side (all seating rows)

K: AYQ - Active Manual Belts, Airbag - Driver & Passenger - Front (1st row), Front Seat Side (1st Row), Front Inboard Seat Side (1st row), Roof Side (all seating rows)

8: ENGINE TYPE

C: L83 - ENGINE GAS, 8 CYL, 5.3L, SIDI VVT, AFM, E85 MAX, ALUM

J: L86 - ENGINE GAS, 8 CYL, 6.2L, SIDI VVT, AFM, E85 MAX, ALUM

9: CHECK DIGIT

0-9, X - Calculated by POMS

10: MODEL YEAR

G: 2016

11: PLANT LOCATION

When VIN position 1 is "1" (USA):
 R: Arlington

12-17: SEQUENCE NUMBER

Positions 12 through 17 represent the number sequentially assigned by the manufacturer in the production process.